



12 South Center Street
Bensenville, IL 60106

Office: 630.350.3404
Fax: 630.350.3438
www.bensenville.il.us

VILLAGE BOARD

President
Frank DeSimone

Board of Trustees
Rosa Carmona
Ann Franz
Marie T. Frey
McLane Lomax
Nicholas Panicola Jr.
Armando Perez

Village Clerk
Nancy Quinn

Village Manager
Evan K. Summers

November 7, 2019

Mr. Paul De Michele
17W275 Rodeck Lane
Bensenville, Illinois 60106

Re: October 31, 2019 FOIA Request

Dear Mr. De Michele:

I am pleased to help you with your October 31, 2019 Freedom of Information Act ("FOIA"). The Village of Bensenville received your request on October 31, 2019. You requested copies of the items indicated below:

- "1. A copy of the OLD and NEW rates referenced under VII-14 on October 22, 2019 agenda.
2. What is the total amount of current village bond debt?
3. What is the maximum amount permitted for village bond debt?
4. A listing of the alternative revenue by source and dollar amount for items VIII C-2 thru VIII C-15 listed on the October 22, 2019 agenda."*


After a search of Village files, the following information was found responsive to your request:

- 1) Village of Bensenville Ordinance No. 68-2017. (8 pgs.)
- 2) Village of Bensenville Ordinance No. 53-2019. (6 pgs.)
- 3) Village of Bensenville Legal Debt Margin. (1 pg.)
- 4) Village of Bensenville 2020 Total Debt Budget. (1 pg.)

These are all the records found responsive to your request.

Do not hesitate to contact me if you have any questions or concerns in connection with this response.

Very truly yours,


Corey Williamsen
Freedom of Information Officer
Village of Bensenville

**VILLAGE OF BENSENVILLE
12 S. CENTER STREET
BENSENVILLE, ILLINOIS 60106**

Ordinance No. 68-2017

**An Ordinance of the Village of Bensenville, DuPage and Cook Counties, Illinois
Amending Section 8-7-7 of Chapter Seven of Title Eight of the
Bensenville Village Code with Regard to Water and Sewer Rates**

**ADOPTED BY THE
VILLAGE BOARD OF TRUSTEES
OF THE
VILLAGE OF BENSENVILLE
THIS 12th DAY OF DECEMBER 2017**


Published in pamphlet form by authority of the President and Board of Trustees of the Village of Bensenville, DuPage and Cook Counties, Illinois this 13th day of December, 2017

STATE OF ILLINOIS)
COUNTIES OF COOK)
SS AND DUPAGE)

I, Corey Williamsen, do hereby certify that I am the duly appointed Deputy Village Clerk of the Village of Bensenville, DuPage and Cook Counties, Illinois, and as such officer, I am the keeper of the records and files of said Village; I do further certify that the foregoing constitutes a full, true and correct copy of Ordinance No. 68-2017 entitled an Ordinance of the Village of Bensenville, DuPage and Cook Counties, Illinois Amending Section 8-7-7 of Chapter Seven of Title Eight of the Bensenville Village Code with Regard to Water and Sewer Rates.

INWITNESS WHEREOF, I have hereunto affixed my official hand and seal on this 13th day of December, 2017.




Corey Williamsen
Deputy Village Clerk

ORDINANCE NO. 68-2017

**AN ORDINANCE OF THE VILLAGE OF BENSENVILLE, DUPAGE AND
COOK COUNTIES, ILLINOIS AMENDING SECTION 8-7-7 OF CHAPTER
SEVEN OF TITLE EIGHT OF THE BENSENVILLE VILLAGE CODE
WITH REGARD TO WATER AND SEWER RATES**

WHEREAS, the Village of Bensenville, DuPage and Cook Counties, Illinois (the "*Village*") is a duly organized and existing municipal corporation created under the provisions of the laws of the State of Illinois and under the provisions of the Illinois Municipal Code, as from time to time supplemented and amended; and

WHEREAS, pursuant to the Illinois Municipal Code, 65 ILCS 5/1-1-1, *et seq.*, the Village owns and operates sewer and water infrastructure and facilities (the "*System*") within and outside the corporate boundaries of the Village; and

WHEREAS, the Illinois Municipal Code further authorizes the Village to charge for the maintenance, use and operation of the System and to establish rates for that purpose; and

WHEREAS, in order to simplify the current rate structure, the debt service charge is being reclassified as a fixed charge and the capital recovery charge is being eliminated and incorporated into the base water and sewer charges; and

WHEREAS, the Village has carefully considered the operation, condition and maintenance of the System and the revenues and expenses associated therewith.

NOW, THEREFORE, BE IT ORDAINED by the President and Board of Trustees of the Village of Bensenville, DuPage and Cook Counties, Illinois, as follows:

Section 1. That the above recitals and legislative findings are found to be true and correct and are hereby incorporated herein and made a part hereof, as if fully set forth in their entirety.

Section 2. The Corporate Authorities find and determine that it is necessary and desirable to amend the Bensenville Village Code for the purpose set forth herein and that the adoption of this Ordinance is in the best interests of the Village.

Section 3. Section 8-7-7 ("*Rates*") of Chapter Seven ("*Water and Sewer Service Regulations*") of Title 8 ("*Public Ways and Property*") of the Bensenville Village Code, is hereby amended by deleting the following stricken language and adding the underlined language to read, as follows:

SECTION 8-7-7: RATES

A. Within the Corporate Limits: Effective January 1, ~~2017~~ 2018

	Meter Size (Inches)						
	3/8-0F-1/4	1	1.5	2	3	4	6
Water charge:							
First 10,000 gallons per month (per 1,000 gallons)	\$6.85	\$6.85	\$6.85	\$6.85	\$6.85	\$6.85	\$6.85
Above 10,000 gallons per month (per 1,000 gallons)	7.88	7.88	7.88	7.88	7.88	7.88	7.88
Sewer charge:							
First 10,000 gallons per month (per 1,000 gallons)	5.42	5.42	5.42	5.42	5.42	5.42	5.42
Above 10,000 gallons per month (per 1,000 gallons)	6.22	6.22	6.22	6.22	6.22	6.22	6.22
Nonmetered account—fixed sewer fee	48.78	48.78	48.78	48.78	48.78	48.78	48.78
Fixed debt service charge:							
Water service fixed debt service fee	2.90	9.75	19.30	30.95	58.13	96.95	193.71
Sewer service fixed debt service fee	5.77	19.18	38.61	61.71	115.56	192.52	385.31

Capital recovery charges:							
Water capital recovery per 1,000 gallons	2.83	2.83	2.83	2.83	2.83	2.83	2.83
Sewer capital recovery per 1,000 gallons	3.07	3.07	3.07	3.07	3.07	3.07	3.07
Sewer capital recovery nonmetered (fixed)	27.63	27.63	27.63	27.63	27.63	27.63	27.63
Senior discount per month	1.54	1.54	1.54	1.54	1.54	1.54	1.54
Industrial pretreatment:							
First 1,000 gallons per month (per 1,000 gallons)	8.32	8.32	8.32	8.32	8.32	8.32	8.32
Above 1,000 gallons per month (per 1,000 gallons)	1.28	1.28	1.28	1.28	1.28	1.28	1.28

	Meter Size (Inches)						
	<u>3/8 or 1/2</u>	<u>1</u>	<u>1.5</u>	<u>2</u>	<u>3</u>	<u>4</u>	<u>6</u>
Water charge:							
First 10,000 gallons per month (per 1,000 gallons)	<u>\$10.00</u>	<u>\$10.00</u>	<u>\$10.00</u>	<u>\$10.00</u>	<u>\$10.00</u>	<u>\$10.00</u>	<u>\$10.00</u>
Above 10,000 gallons per month (per 1,000 gallons)	<u>12.00</u>	<u>12.00</u>	<u>12.00</u>	<u>12.00</u>	<u>12.00</u>	<u>12.00</u>	<u>12.00</u>
Sewer charge:							
First 10,000 gallons per month (per 1,000 gallons)	<u>8.49</u>	<u>8.49</u>	<u>8.49</u>	<u>8.49</u>	<u>8.49</u>	<u>8.49</u>	<u>8.49</u>
Above 10,000 gallons per month (per 1,000 gallons)	<u>10.00</u>	<u>10.00</u>	<u>10.00</u>	<u>10.00</u>	<u>10.00</u>	<u>10.00</u>	<u>10.00</u>
Nonmetered account - fixed sewer fee	<u>76.41</u>	<u>76.41</u>	<u>76.41</u>	<u>76.41</u>	<u>76.41</u>	<u>76.41</u>	<u>76.41</u>
Fixed service charge:							
	<u>10.00</u>	<u>30.00</u>	<u>60.00</u>	<u>100.00</u>	<u>180.00</u>	<u>300.00</u>	<u>600.00</u>
Senior discount per month	<u>1.54</u>	<u>1.54</u>	<u>1.54</u>	<u>1.54</u>	<u>1.54</u>	<u>1.54</u>	<u>1.54</u>
Industrial pretreatment:							
First 1,000 gallons per month (per 1,000 gallons)	<u>8.32</u>	<u>8.32</u>	<u>8.32</u>	<u>8.32</u>	<u>8.32</u>	<u>8.32</u>	<u>8.32</u>
Above 1,000 gallons per month (per 1,000 gallons)	<u>1.28</u>	<u>1.28</u>	<u>1.28</u>	<u>1.28</u>	<u>1.28</u>	<u>1.28</u>	<u>1.28</u>

- B. Outside the Corporate Limits: Effective January 1, 2017 ~~2018~~, one hundred fifty percent (150%) of the incorporated rates:

	Meter Size (Inches)						
	$\frac{3}{8}$ -or- $\frac{1}{2}$	1	1.5	2	3	4	6
Water charge:							
First 10,000 gallons per month (per 1,000 gallons)	\$10.28	\$10.28	\$10.28	\$10.28	\$10.28	\$10.28	\$10.28
Above 10,000 gallons per month (per 1,000 gallons)	11.82	11.82	11.82	11.82	11.82	11.82	11.82
Sewer charge:							
First 10,000 gallons per month (per 1,000 gallons)	8.13	8.13	8.13	8.13	8.13	8.13	8.13
Above 10,000 gallons per month (per 1,000 gallons)	9.33	9.33	9.33	9.33	9.33	9.33	9.33
Nonmetered account—fixed sewer fee	73.17	73.17	73.17	73.17	73.17	73.17	73.17
Fixed debt service charge:							
Water service fixed debt service fee	4.36	14.64	28.95	46.43	87.20	145.44	290.57
Sewer service fixed debt service fee	8.65	28.77	57.93	92.57	173.34	288.78	577.97
Capital recovery charge:							
Water capital recovery per 1,000 gallons	4.25	4.25	4.25	4.25	4.25	4.25	4.25
Sewer capital recovery per 1,000 gallons	4.60	4.60	4.60	4.60	4.60	4.60	4.60
Sewer capital recovery nonmetered (fixed)—	41.40	41.40	41.40	41.40	41.40	41.40	41.40
Industrial pretreatment:							
First 1,000 gallons per month (per 1,000 gallons)	12.48	12.48	12.48	12.48	12.48	12.48	12.48
Above 1,000 gallons per month (per 1,000 gallons)	1.92	1.92	1.92	1.92	1.92	1.92	1.92

	Meter Size (Inches)						
	$\frac{3}{8}$ -or- $\frac{1}{2}$	1	1.5	2	3	4	6
Water charge:							
First 10,000 gallons per month (per 1,000 gallons)	\$15.00	\$15.00	\$15.00	\$15.00	\$15.00	\$15.00	\$15.00

<u>Above 10,000 gallons per month (per 1,000 gallons)</u>	<u>18.00</u>	<u>18.00</u>	<u>18.00</u>	<u>18.00</u>	<u>18.00</u>	<u>18.00</u>	<u>18.00</u>
<u>Sewer charge:</u>							
<u>First 10,000 gallons per month (per 1,000 gallons)</u>	<u>12.74</u>	<u>12.74</u>	<u>12.74</u>	<u>12.74</u>	<u>12.74</u>	<u>12.74</u>	<u>12.74</u>
<u>Above 10,000 gallons per month (per 1,000 gallons)</u>	<u>15.00</u>	<u>15.00</u>	<u>15.00</u>	<u>15.00</u>	<u>15.00</u>	<u>15.00</u>	<u>15.00</u>
<u>Nonmetered account - fixed sewer fee</u>	<u>114.62</u>	<u>114.62</u>	<u>114.62</u>	<u>114.62</u>	<u>114.62</u>	<u>114.62</u>	<u>114.62</u>
<u>Fixed service charge:</u>	<u>15.00</u>	<u>45.00</u>	<u>90.00</u>	<u>150.00</u>	<u>270.00</u>	<u>450.00</u>	<u>900.00</u>
<u>Industrial pretreatment:</u>							
<u>First 1,000 gallons per month (per 1,000 gallons)</u>	<u>12.48</u>	<u>12.48</u>	<u>12.48</u>	<u>12.48</u>	<u>12.48</u>	<u>12.48</u>	<u>12.48</u>
<u>Above 1,000 gallons per month (per 1,000 gallons)</u>	<u>1.92</u>	<u>1.92</u>	<u>1.92</u>	<u>1.92</u>	<u>1.92</u>	<u>1.92</u>	<u>1.92</u>

Section 4. If any section, paragraph, clause or provision of this Ordinance shall be held invalid, the invalidity thereof shall not affect any other provision of this Ordinance.

Section 5. All ordinances, resolutions, motions or orders in conflict with this Ordinance are hereby repealed to the extent of such conflict.

Section 6. This Ordinance shall be in full force and effect:

- i. upon its passage, approval and publication as provided by law; and
- ii. shall apply to all service charges on and after January 1, 2018.

(Intentionally Left Blank)

PASSED AND APPROVED by the President and Board of Trustees of the Village of Bensenville, DuPage and Cook Counties, Illinois, this 12th day of December 2017, pursuant to a roll call vote, as follows:

APPROVED:



Frank DeSimone, Village President

ATTEST:



Nancy Quinn, Village Clerk

AYES: Carmona, Franz, Jaworska, Lomax, Panicola, Perez

NAYES: None

ABSENT: None

**VILLAGE OF BENSENVILLE
12 S. CENTER STREET
BENSENVILLE, ILLINOIS 60106**

Ordinance No. 53-2019

**An Ordinance of the Village of Bensenville, DuPage and Cook Counties, Illinois
Amending Section 8-7-7 of Chapter Seven of Title Eight of the Bensenville Village
Code With Regard to Water and Sewer Rates**

**ADOPTED BY THE
VILLAGE BOARD OF TRUSTEES
OF THE
VILLAGE OF BENSENVILLE
THIS 22nd DAY OF OCTOBER 2019**


Published in pamphlet form by authority of the President and Board of Trustees of the Village of
Bensenville, DuPage and Cook Counties, Illinois this 23rd day of October, 2019

STATE OF ILLINOIS)
COUNTIES OF COOK)
SS AND DUPAGE)

I, Corey Williamsen, do hereby certify that I am the duly appointed Deputy Village Clerk of the Village of Bensenville, DuPage and Cook Counties, Illinois, and as such officer, I am the keeper of the records and files of said Village; I do further certify that the foregoing constitutes a full, true and correct copy of Ordinance No. 53-2019 entitled an Ordinance of the Village of Bensenville, DuPage and Cook Counties, Illinois Amending Section 8-7-7 of Chapter Seven of Title Eight of the Bensenville Village Code with Regard to Water and Sewer Rates.

INWITNESS WHEREOF, I have hereunto affixed my official hand and seal on this 23rd day of October, 2019.





Corey Williamsen
Deputy Village Clerk

ORDINANCE NO. 53-2019

AN ORDINANCE OF THE VILLAGE OF BENSENVILLE, DUPAGE AND COOK COUNTIES, ILLINOIS AMENDING SECTION 8-7-7 OF CHAPTER SEVEN OF TITLE EIGHT OF THE BENSENVILLE VILLAGE CODE WITH REGARD TO WATER AND SEWER RATES

WHEREAS, the Village of Bensenville, DuPage and Cook Counties, Illinois (the "Village") is a duly organized and existing municipal corporation created under the provisions of the laws of the State of Illinois and under the provisions of the Illinois Municipal Code, as from time to time supplemented and amended; and

WHEREAS, pursuant to the Illinois Municipal Code, 65 ILCS 5/1-1-1, *et seq.*, the Village of Bensenville (the "*Village*") owns and operates sewerage and waterworks facilities (the "*System*") within and outside the municipal boundaries of the Village; and

WHEREAS, the Illinois Municipal Code further authorizes the Village to charge for the maintenance, use and operation of the System and to establish rates for that purpose; and

WHEREAS, the Village has carefully considered the operation, condition and maintenance of the System and the revenues and expenses associated therewith.

NOW, THEREFORE, BE IT ORDAINED by the President and Board of Trustees of the Village of Bensenville, Counties of DuPage and Cook, Illinois, as follows:

SECTION 1: That the above recitals and legislative findings are found to be true and correct and are hereby incorporated herein and made part of hereof, as if fully set forth in their entirety.

SECTION 2: The Corporate Authorities find and determine that it is necessary and desirable to amend the Bensenville Village Code for the purpose set forth herein and that the adoption of this ordinance is in the best interests of the Village.

SECTION 3: Section 8-7-7 ("Rates") of Chapter Seven ("Water and Sewer Service regulations") of title 8 ("Public Ways and Property") of the Bensenville Village Code, is hereby amended to revise rates within Section 8-7-7 as follows:

B. Outside Corporate Limits: Effective November 1, 2019, one hundred fifty percent (150%) of the incorporated rates:

Outside the Corporate Limit of the Village of Bensenville							
	Meter Size						
	5/8 Inch or 3/4 Inch	1 Inch	1.5 Inch	2 Inch	3 Inch	4 Inch	6 Inch
Water Charge							
First 10,000 gallons per month (per 1000 gallons)	\$15.45	\$15.45	\$15.45	\$15.45	\$15.45	\$15.45	\$15.45
Above 10,000 gallons per month (per 1000 gallons)	\$18.54	\$18.54	\$18.54	\$18.54	\$18.54	\$18.54	\$18.54
Sewer Charge							
First 10,000 gallons per month (per 1000 gallons)	\$13.11	\$13.11	\$13.11	\$13.11	\$13.11	\$13.11	\$13.11
Above 10,000 gallons per month (per 1000 gallons)	\$15.45	\$15.45	\$15.45	\$15.45	\$15.45	\$15.45	\$15.45
Non Metered Account - Fixed Sewer Fee	\$118.05	\$118.05	\$118.05	\$118.05	\$118.05	\$118.05	\$118.05
Fixed Service Charge	\$15.45	\$46.35	\$92.70	\$154.50	\$278.11	\$463.50	\$927.00
Industrial Pretreatment							
First 1,000 Gallons per month	\$12.85	\$12.85	\$12.85	\$12.85	\$12.85	\$12.85	\$12.85
Above 1,000 gallons per month	\$1.98	\$1.98	\$1.98	\$1.98	\$1.98	\$1.98	\$1.98

SECTION 4: If any section, paragraph, clause or provision of this Ordinance shall be held invalid, the invalidity thereof shall not affect any other provision of the Ordinance.


SECTION 5: All ordinances, resolutions, motions or orders in conflict with this Ordinance are hereby repealed to the extent of such conflict.

SECTION 6: This Ordinance shall be in full force and effect:

- i. Upon its passage, approval and publication as provided by law; and
- ii. Shall apply to all service charges on or after November 1, 2019.

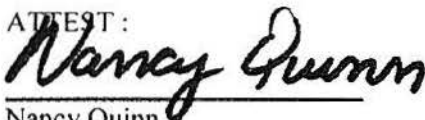
PASSED AND APPROVED by the President and Board of Trustees of the Village of Bensenville, DuPage and Cook Counties, Illinois, this 22 day of October, 2019, pursuant to a roll call as follows:.

Approved,



Frank DeSimone, Village President

ATTEST:



Nancy Quinn
Village Clerk

AYES : Carmona, Franz, Frey, Lomax, Panicola, Perez

NAYS: None

ABSENT: None

LEGAL DEBT MARGIN – PROPERTY TAX VILLAGE-WIDE

Description	Amount	Total
2018 DuPage County Equalized Assessed Value	\$ 566,066,020	
2019 Cook County Equalized Assessed Value	\$ 23,640,439	
Total Equalized Assessment		\$ 589,706,459
Statutory Debt Limit	8.63%	50,862,182
Total Bonds/Debts Loans	\$ 43,714,500	
Less: Alternative revenue Bonds	\$ 42,900,000	
Total Debt Applicable to Limit		\$ 814,500
Available Debt Capacity		\$ 50,047,682

Village of Bensenville

2020 Total Debt Budget

Debt Series	Type	2020 Principal Payment	2020 Interest Payment	Total Payment	Maturity Year	Revenue Source
2012A	Alternate Revenue	\$ 225,000	\$ 13,650	\$ 238,650	2021	General Fund Revenues
2012C	Alternate Revenue	\$ 115,000	\$ 22,800	\$ 137,800	2022	General Fund Revenues
2013E	Alternate Revenue	\$ 200,000	\$ 297,062	\$ 497,062	2032	Sales Tax
2014B	Alternate Revenue	\$ -	\$ 332,231	\$ 332,231	2034	Sales Tax and QEBC Interest Received
2014E	Alternate Revenue	\$ 260,000	\$ 29,900	\$ 289,900	2023	Licenses & Permits/Sales Tax
2019	GO Bond	\$ 400,400	\$ 35,763	\$ 436,163	2021	Property Tax
2012E	Alternate Revenue	\$ 405,000	\$ 73,275	\$ 478,275	2023	Water/Sewer Service Charges
2014A	Alternate Revenue	\$ 395,000	\$ 18,525	\$ 413,525	2021	Water/Sewer Service Charges
IEPA Loan	Alternate Revenue	\$ 1,321,609	\$ 484,112	\$ 1,805,721	2036	Water/Sewer Service Charges
2013A	Alternate Revenue	\$ 165,000	\$ 140,470	\$ 305,470	2030	SSA #9 Taxes
2011A	Alternate Revenue	\$ 225,000	\$ 419,226	\$ 644,226	2030	TIF #12 North Industrial
2017A	Alternate Revenue	\$ 100,000	\$ 274,380	\$ 374,380	2030	TIF #12 North Industrial
2005	Alternate Revenue	\$ 200,000	\$ 18,660	\$ 218,660	2021	TIF #5 Heritage Square
2012B	Alternate Revenue	\$ 120,000	\$ 3,600	\$ 123,600	2020	TIF #4 Grand Ave/Sexton Parc
2011D	Alternate Revenue	\$ 595,000	\$ 20,081	\$ 615,081	2020	TIF #11 Grand/York
2011C	Alternate Revenue	\$ 190,000	\$ 6,413	\$ 196,413	2020	Tif #7 Irving Park/Church
2011B	Alternate Revenue	\$ 345,000	\$ 235,555	\$ 580,555	2030	SSA#3-#8 Taxes
		\$ 5,262,009	\$ 2,425,703	\$ 7,687,712		